

2019NU PA Program Graduate Salaries (Entry-Level):

- Average: 97,500
- Median: \$98,000
- Range: \$72,000 - \$115,000

Bureau of Labor Statistics Data (April 2019)³

2019 National Salary Information:

- 10th Percentile: \$72,720
- Median: \$112,260
- 90th Percentile: \$157,120

Salary information includes PAs at all levels and is not exclusive to entry-level.

Projected Growth:

(2018-2028): 31%
 (Much faster than average)

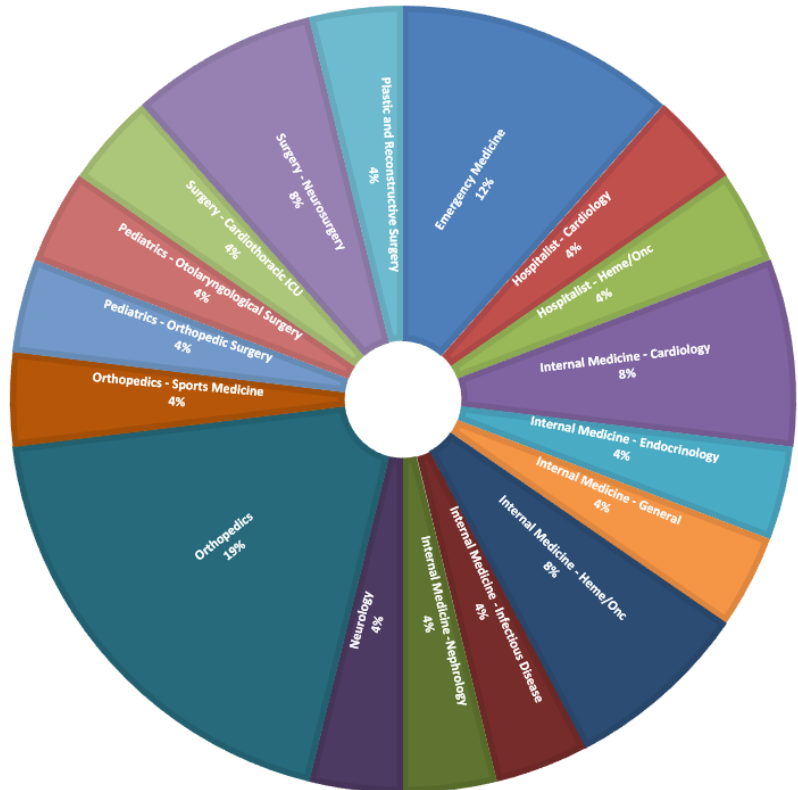
Job Outlook:

As more physicians enter specialty areas of medicine, there will be a greater need for providers, such as PAs.

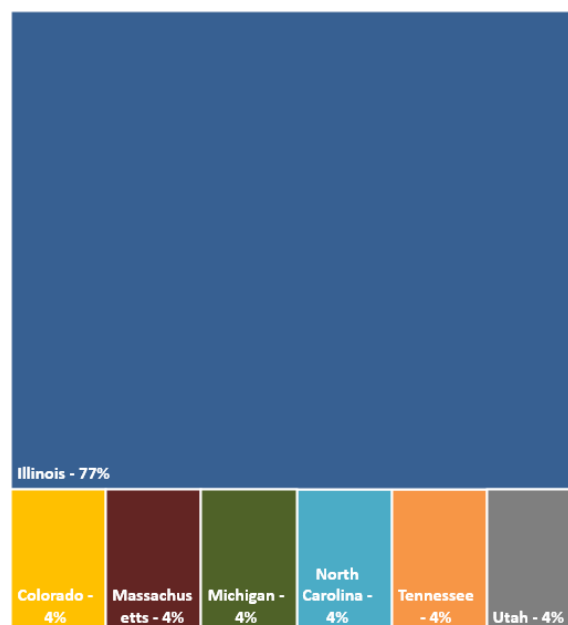
Projected PA Employment (2018-2028): 155,700

³BLS, U.S. Dept of Labor, *Occupational Outlook Handbook, 2019-20 Ed. (obtained June 2020).*

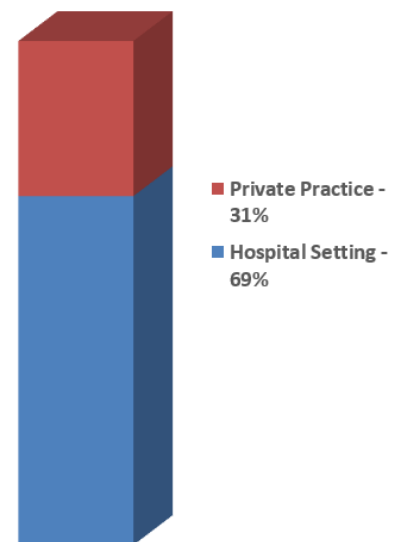
Respondents' Postgraduate Activities¹: 100% Employed as a Physician Assistant in Clinical Practice



7 States of Employment



Employment Setting



¹ Survey Response Rate: 87%; survey conducted in March-June 2020.