



For Students: Using NM's Symptom Check Screening on Your Smart Phone

Created by Academic Affairs
Northwestern Memorial HealthCare
July 2, 2020


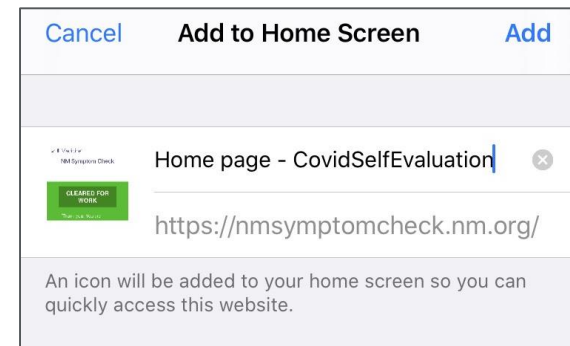
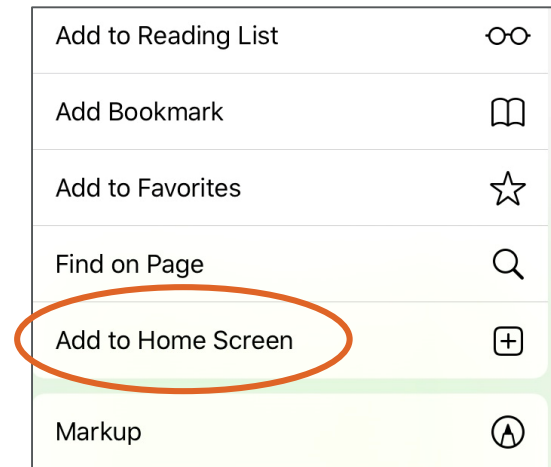
NM Symptom Check

- Using your smart phone, open your preferred browser and type in nmsymptomcheck.nm.org.
- Enter your NM user ID and password (the same ID and password you use for Epic).
- Log in, and show the green screen at any NM-designated entry point.
- See the next page for instructions on adding a shortcut to your home screen.

The image displays three sequential screenshots of a mobile browser interface for the 'NM Symptom Check' application. The first screenshot shows the login page with the Northwestern Medicine logo and the text 'NM Symptom C'. Below this are input fields for 'USER ID' and 'PASSWORD', and a 'LOG IN' button. The second screenshot shows the same page but with the 'USER ID' field populated with 'nm123456' and the 'PASSWORD' field masked with dots. The third screenshot shows the 'CLEARED FOR WORK' message in a green box, with a thank-you note: 'Thank you! You are cleared to work for the remainder of your shift. If you experience an onset of symptoms during your shift, please inform your manager and go home.' A small photo of a woman is visible at the bottom of the green box. The Northwestern Medicine logo is also present in the bottom left corner of the overall image.

Creating a Shortcut for iPhone

- Launch the “Safari” app. This does not work from the “Chrome” app.
- Enter into the address field the URL of the website you want to create a shortcut to. Tap “Go.”
- Tap the icon featuring an upward-pointing arrow coming out of a box along the top of the Safari window to open a drop-down menu.
- Scroll down and tap “Add to Home Screen.” The dialog box will appear, with the icon that will be used for this website on the left side of the dialog box.
- Enter the name for the shortcut using the on-screen keyboard and tap “Add.” Safari will close automatically and you will be taken to where the icon is located on your iPad’s desktop.



Creating a Shortcut for Android

- Launch the “Chrome” app.
- Open the website or web page you want to pin to your home screen.
- Tap the menu icon (3 dots in upper right-hand corner) and tap “Add to Home screen.”
- You’ll be able to enter a name for the shortcut and then Chrome will add it to your home screen.

