



# *TURNING POINT*

**STUDENT TUTORIAL**

**FEINBERG SCHOOL OF MEDICINE**



# TURNING POINT STUDENT TUTORIAL

## Feinberg School of Medicine

### TABLE OF CONTENTS

1. TURNING POINT OVERVIEW.....	2
2. TUTORIAL OBJECTIVES .....	2
3. CREATING A TURNING POINT ACCOUNT.....	2
4. DOWNLOADING AND INSTALLING THE TURNING POINT APP.....	5
5. PARTICIPATING IN A TURNING POINT SESSION.....	7
6. TROUBLESHOOTING.....	8

# TURNING POINT STUDENT TUTORIAL

## Feinberg School of Medicine

### 1. TURNING POINT OVERVIEW

TurningPoint is an audience response system (ARS) that allows students to engage assessments that instructors directly integrate into PowerPoint. During class, instructors display a TurningPoint assessment on-screen and students respond with any web-enabled device. Results appear on the instructor's display for the class to discuss or for the instructor to grade. Students can use TurningPoint to sign in for attendance, take in-class quizzes, engage discussion prompts, and determine how well they understand course material.

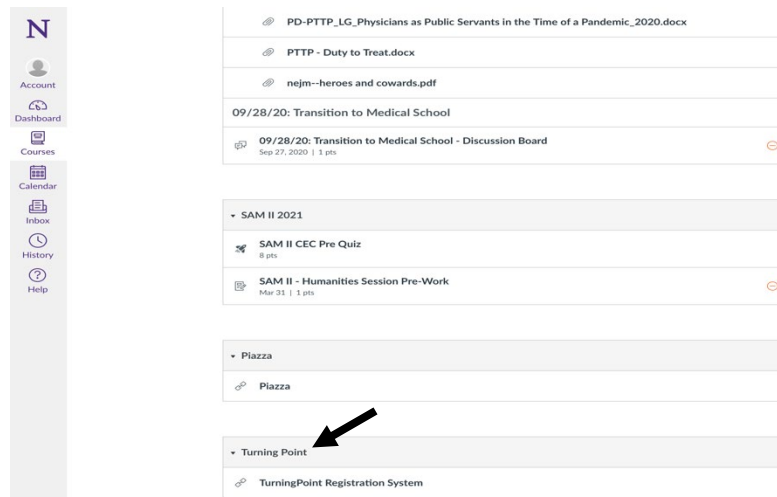
### 2. TUTORIAL OBJECTIVES

By the end of the tutorial, the reader will be able to:

1. Create a TurningPoint account
2. Download and install the TurningPoint mobile response app (TurningPoint App)
3. Participate in a TurningPoint Polling session
4. Troubleshoot some common problems with TurningPoint

### 3. CREATING A TURNING POINT ACCOUNT

**3.1** To use a mobile response device and receive credit for participating in a polling session, you will need to create a TurningPoint account. Log in to **Canvas** and locate the **TurningPoint module** on the Courses page. Click on the link you find in the module and it will deliver you to the TurningPoint Sign In page.



**3.2** Enter your **Northwestern email address** and click **Next**.



## TURNING POINT STUDENT TUTORIAL Feinberg School of Medicine

- 3.3 Enter your **NetID** and **Password** when you are redirected to the Northwestern Online Passport and then click **Log In**. You will then be delivered to the TurningPoint Student Wizard.

Northwestern  
ONLINE PASSPORT

NetID

Password

Remember my username

LOG IN

Help with login problems  
Status of Northwestern IT Services

© 2020 Northwestern University

[Not my sign-in page](#)

- 3.4 Click on the **person icon** in the upper righthand corner of the Student Wizard and then click **Profile**. You will be delivered to a page that reveals your Subscription Status, Response Device ID, and Learning Management System status.

Turning

Join Courses ?

Damian Williams  
damian.williams@northwestern.edu

Profile

Sign Out

Hello Damian!

Session ID

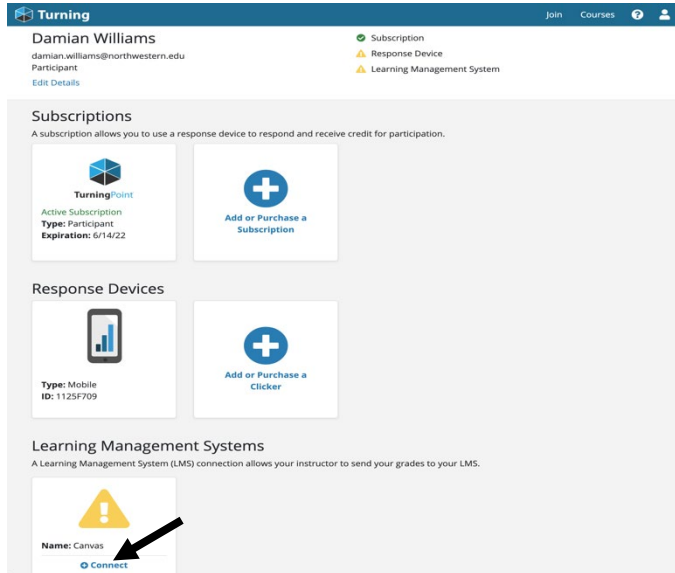
Join Session

# TURNING POINT STUDENT TUTORIAL

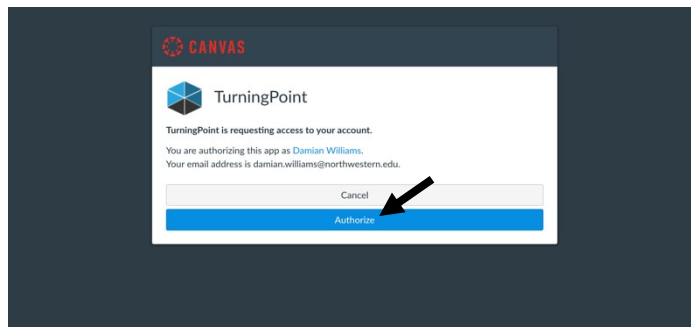
## Feinberg School of Medicine

3.5 To integrate your TurningPoint account with Canvas:

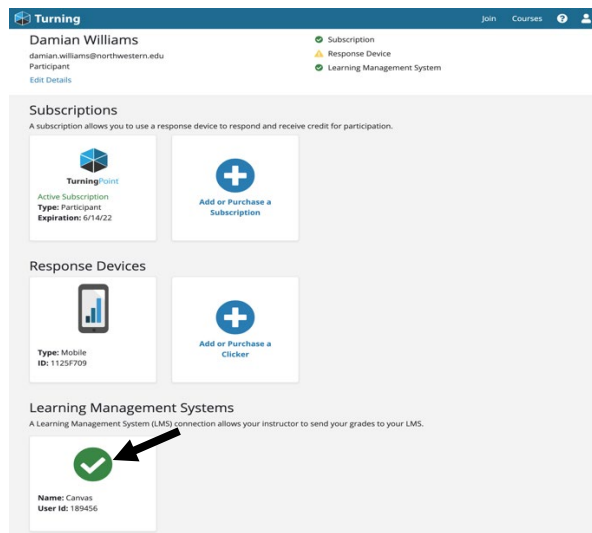
3.5.1 Click **Connect** in the Learning Management System tile in the lower left-hand corner of the page.



3.5.2 Click the **Authorize** button on the Canvas/TurningPoint pop-up window.



3.5.3 TurningPoint is now integrated with Canvas as indicated by the checkmark. Your account setup is complete and you are now ready to download and install the TurningPoint App.

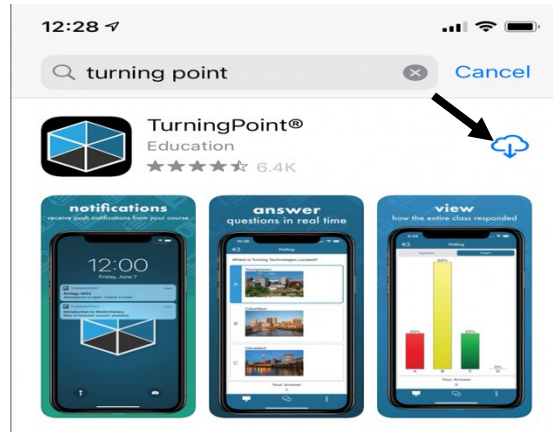


# TURNING POINT STUDENT TUTORIAL

## Feinberg School of Medicine

### 4. DOWNLOADING AND INSTALLING THE TURNING POINT APP

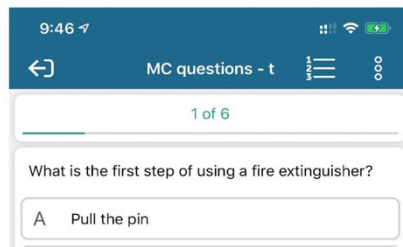
4.1 To respond to an instructor's poll, you will need to download and install the TurningPoint mobile response app (TurningPoint App). Locate the TurningPoint App in the Apple App Store (pictured here) or the Android Play Store and click on the **download icon**.



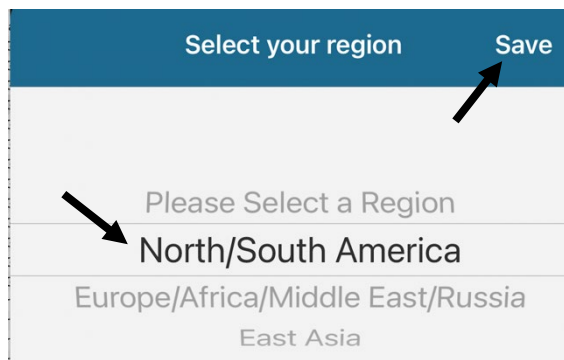
4.2 After the download is complete, **open** the app and scroll left until you reach the final TurningPoint App tutorial window and click **Done**.

Responding Done

Simply tap answer choices to respond in real time or at your own pace



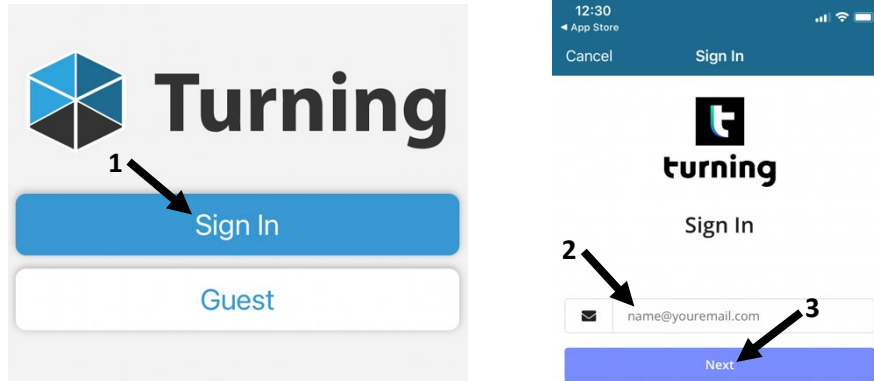
4.3 Scroll down to the **correct region** and click **Save**.



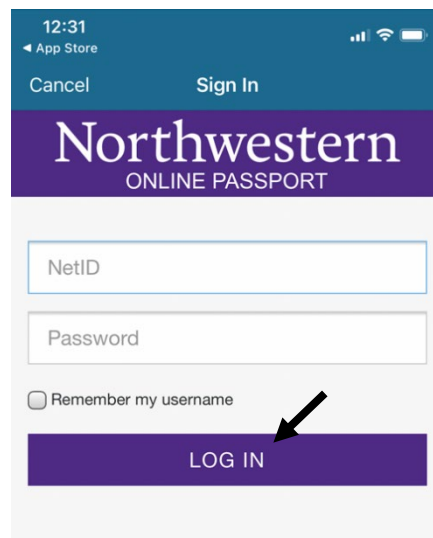
# TURNING POINT STUDENT TUTORIAL

## Feinberg School of Medicine

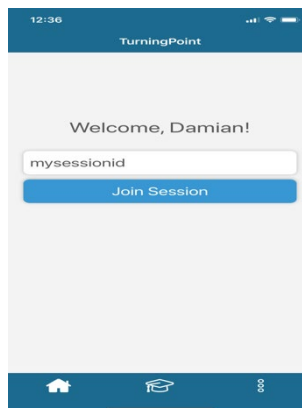
4.4 Click the **Sign In** button and then enter your **Northwestern email address** before clicking **Next**.



4.5 When you are delivered to the Northwestern Online Passport, enter your **NetID** and **Password** and then click the **Log In** button.



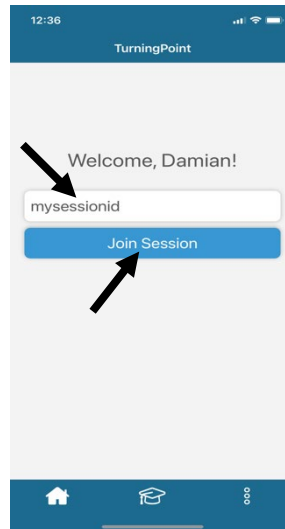
4.6 The TurningPoint App is now installed and will deliver you to the Session window. You are now ready to participate in a TurningPoint session.



## 5. PARTICIPATING IN A TURNING POINT SESSION

### 5.1 Joining a TurningPoint Session

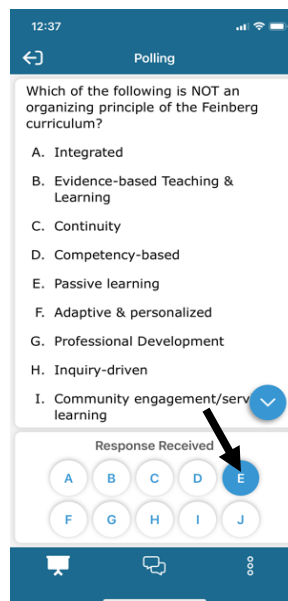
- 5.1.1 To join a TurningPoint Session, load the **TurningPoint App**, enter the **Session ID** given by your instructor in the class session and click **Join Session**.



**Note:** If the Mobile App does not properly load or if you prefer to use a laptop you can join the session via web browser at: <http://www.ttpoll.com> Once the website loads, **Sign In** using your Northwestern credentials and then enter the **Session ID** before clicking the **Join Session** button.

### 5.2 Responding to a TurningPoint Poll

- 5.2.1 The Turning Point App will display the question along with the answer choices when the instructor's presentation reaches a polling slide. Select the letter or number that corresponds with your answer choice.

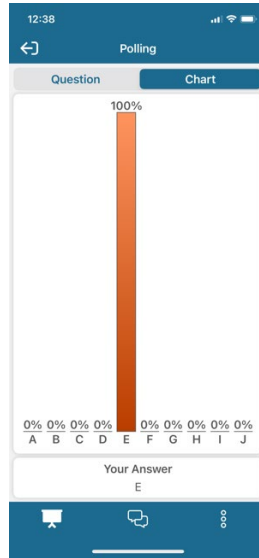




# TURNING POINT STUDENT TUTORIAL

## Feinberg School of Medicine

- 5.2.2 When the instructor closes the poll, the results will be displayed along with your answer.



- 5.2.3 Repeat Step 5.2.1 for the remainder of the TurningPoint polling session.

## 6. TROUBLESHOOTING

---

- 6.1 The TurningPoint App disconnects from the polling session.
- 6.1.1 Deactivate sleep mode on your mobile device for the duration of the session.
  - 6.1.2 Rejoin the polling session via Step 5.1.
- 6.2 The TurningPoint App does not properly load or you only have access to a laptop.
- 6.2.1 Join the session via web browser at: <http://www.ttpoll.com> Once the website loads, **Sign In** using your Northwestern credentials and then enter the **Session ID** before clicking the **Join Session** button.
- 6.3 Your TurningPoint license is nonexistent or expired and you cannot participate in a polling session.
- 6.3.1 Inform your curriculum coordinator that your license is expired and ask them to notify Damian Williams at: [damian.williams@northwestern.edu](mailto:damian.williams@northwestern.edu) The process for creating/updating your license will then be promptly initiated. Please note that the process can take up to five business days.